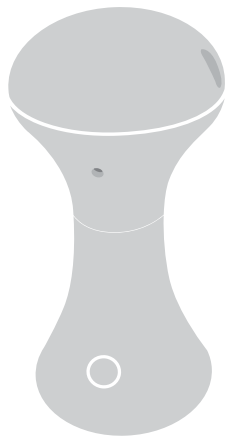




Automatic Multi-Laser Cat Toy

GTY00-16268 | Product Manual



Have questions about your toy or need training tips for your pet?

Our Customer Care representatives are here to help you.

Call our USA-based Customer Care Center at

+1 (866) 381-2785

USA & Canada: Mon-Fri 8am-8pm EST | Sat 9am-5pm EST

This product includes a one year warranty.
Call, click, or chat with us before you return your product.

premierpet.com

Important Safety Information

Explanation of Attention Words and Symbols used in this guide



This is the safety alert symbol. It is used to alert you to potential personal injury hazards. Obey all safety messages that follow this symbol to avoid possible injury or death.



CAUTION, used with the safety alert symbol, indicates a hazardous situation which, if not avoided, could result in minor or moderate injury.



CAUTION, used without the safety alert symbol, indicates a hazardous situation which, if not avoided, could result in harm to your pet.



NOTICE, is used to address safe use practices not related to personal injury.



AVOID EXPOSURE
Laser radiation is emitted from this product
Complies with DHHS Rule 21CFR, Subchapter J
Made in China for Radio Systems Corporation



LASER RADIATION
AVOID DIRECT EYE EXPOSURE
DIODE LASER <5m W MAX OUTPUT AT 650 nm
CLASS IIIa LASER PRODUCT



CAUTION LASER RADIATION. Risk of exposure.

- Laser radiation is emitted from this product. Please read all safety labels affixed to the product.
- Do not look into the laser beam or the laser beam reflection.
- Do not aim the laser beam at a person.
- Avoid direct eye contact with the laser beam. If exposed, close eyes immediately and divert eyes away from laser beam.
- Changes to the laser equipment are not permitted.
- Follow the instructions provided in the product manual. Use of controls or adjustments or performance of procedures other than those specified herein may result in hazardous radiation exposure.

Keep away from children.

- Not intended as a toy for children.
- Do not allow small children to use this product to play with your pet without adult supervision.



- Do not aim the laser beam directly into the eyes of a pet.
- Supervise pet while playing with this product.
- If you notice your pet exhibiting unusual behavior, immediately discontinue use of product.
- Consult with a veterinarian before resuming use of product.
- Do not place the toy on any surface other than a flat, level floor.



- Inspect this product periodically for damage and discard product immediately if it appears worn or broken.
- Do not mix old and new batteries.
- Do not mix standard, alkaline or rechargeable batteries.
- Do not use rechargeable batteries.
- Exhausted batteries should be removed immediately. Do not dispose of batteries with household waste.

These instructions must be retained and passed on with ownership. Please read this entire product manual before use.

How it Works

The Automatic Multi-Laser Cat Toy is an enticing, automatic toy featuring two Lasers for cats to chase. Its great for one cat or a few, and the easy on/off feature and automatic shut off make it the perfect toy for pet parents who are on the go!

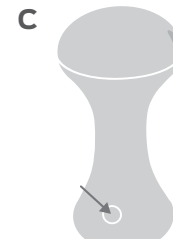
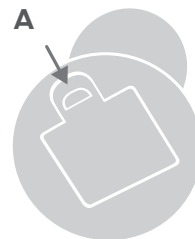
Battery Installation and Use

1. Remove the battery door which is located on the bottom of the toy (**A**).
2. Insert 3 AA batteries (**B**) and close battery door.
3. Press power button on the side to turn on (**C**).

Basic Operating Instructions

The Automatic Multi-Laser Cat Toy rotates two lasers in a 360° pattern for 15 minutes, then automatically powers off.

- Place the toy on the floor.
- Make sure the floor surface is flat and even.
- Press and release the power button located on the side of the toy to turn on power (**C**).
- The toy will activate and make one beep noise and the lasers will flash three times.
- The toy will automatically turn off after 15 minutes.
- If you wish to end the play session before the toy automatically turns off, press the power button one time.



Advice for use

Apart from playing with this product, it is recommended that you interact with your pet and provide a variety of play activities. Opportunities for stimulation or the appropriate amount of daily exercise should be determined by a veterinarian.

Warranty

One Year Non-Transferable Limited Warranty

This Product has the benefit of a limited manufacturer's warranty. Complete details of the warranty applicable to this Product and its terms can be found at www.premierpet.com.

Terms of Use and Limitation of Liability

1. Terms of Use

The use of this product is subject to your acceptance without modification of the terms, conditions and notices contained with this product. Use of this product implies acceptance of all such terms, conditions and notices. If you do not wish to accept these terms, conditions and notices, please return the product, unused, in its original packaging and at your own cost and risk to the relevant Customer Care location together with proof of purchase for a full refund.

2. Proper Use

Proper use includes, without limitation, reviewing the entire product manual and any specific safety information statements. The specific temperament or size/weight of your pet may not be suitable for this product. If you are unsure whether this product is appropriate for your pet, please consult your veterinarian or certified trainer prior to use. For products used with pets where training is desired, Radio Systems Corporation recommends that these training products are not used if your pet is aggressive and accepts no liability for determining suitability in individual cases.

3. No Unlawful or Prohibited Use

This product is designed for use with pets only. This product is not intended to harm, injure or provoke. Using this product in a way that is not intended could result in violation of Federal, State or local laws.

4. Limitation of Liability

In no event shall Radio Systems Corporation or any of its associated companies be liable for (i) any direct, indirect, punitive, incidental, special or consequential damage and/or (ii) any loss or damages whatsoever arising out of or connected with the use or misuse of this product. The Purchaser assumes all risks and liability from the use of this product to the fullest extent permissible by law.

5. Modification of Terms and Conditions

Radio Systems Corporation reserves the right to change the terms, conditions and notices governing this product from time to time. If such changes have been notified to you prior to your use of this product, they shall be binding on you as if incorporated herein.

Compliance

FCC

This device complies with part 15 of the FCC Rules. Operation is subject to the following two conditions: (1) This device may not cause harmful interference, and (2) this device must accept any interference received, including interference that may cause undesired operation.

NOTE: This equipment has been tested and found to comply with the limits for a Class B digital device, pursuant to part 15 of the FCC Rules. These limits are designed to provide reasonable protection against harmful interference in a residential installation. This equipment generates, uses, and can radiate radio frequency energy and, if not installed and used in accordance with the instructions, may cause harmful interference to radio communications. However, there is no guarantee that interference will not occur in a specific installation. If interference does occur to radio or television reception, which can be determined by turning the equipment off and on, the user is encouraged to try to correct the interference by one or more of the following measures:

- Reorient or relocate the receiving antenna.
- Increase the separation between the equipment and the receiver.
- Connect the equipment to an outlet on a circuit different from that to which the receiver is connected.
- Consult customer care, the dealer, or an experienced radio/TV technician for help.

CAUTION: Modification or changes to this equipment not expressly approved by Radio Systems Corporation may void the user's authority to operate the equipment.

Premier Pet